

Statement Showing Shareholding Pattern

Name of the Company: SHARP INVESTMENTS LTD.			
Scrip Code, Name of the scrip, class of security: 10029293, Equity Shares of Rs.10/- each			
Quarter ended: 30/09/2011			
Partly paid-up shares:-	No. of partly paid-up shares	As a % of total no. of partly paid-up shares	As a % of total no. of shares of the company
Held by promoter/promoter group	0	#DIV/0!	0
Held by public	0	#DIV/0!	0
Total	0	#DIV/0!	0
Outstanding convertible securities: No. of outstanding securities		As a % of total no. of outstanding convertible securities	As a % of total no. of shares of the company, assuming full conversion of the convertible securities
Held by promoter/promoter group	0	#DIV/0!	0
Held by public	0	#DIV/0!	0
Total	0	#DIV/0!	0
Warrants:-	No. of warrants	As a % of total no. of warrants	As a % of total no. of shares of the company, assuming full conversion of warrants
Held by promoter/promoter group	0	#DIV/0!	0
Held by public	0	#DIV/0!	0
Total	0	#DIV/0!	0
Total paid-up capital of the company, assuming full conversion of warrants and convertible securities		24209750	




Statement Showing Shareholding Pattern

Category code	Category of Shareholder	Number of Shareholders	Table (I)(a)		Total shareholding as a percentage of total number of shares		Shares Pledged or otherwise encumbered	
			Total number of shares	Number of shares held in dematerialized form	As a percentage of (A+B) ¹	As a percentage of (A+B+C)	Number of shares	As a percentage
			(IV)	(V)	(VI)	(VII)	(VIII)	(IX) = (VIII)/(IV)*100
(A)	Shareholding of Promoter and Indian							
1	Indian							
(a)	Individuals/ Hindu Undivided Family							
		7	4522500	4522500	18.68	18.68		0.00
(b)	Central Government/ State Government(s)		0	0	0.00	0.00		#DIV/0!
(c)	Bodies Corporate		0	0	0.00	0.00		#DIV/0!
(d)	Financial Institutions/ Banks		0	0	0.00	0.00		#DIV/0!
(e)	Any Others(Specify)		0	0	0.00	0.00		#DIV/0!
(e-i)					0.00	0.00		#DIV/0!
(e-ii)					0.00	0.00		#DIV/0!
	Sub Total(A)(1)	7	4522500	4522500	18.68	18.68	0	0.00
2	Foreign							
a	Individuals (Non-Residents Individuals/ Foreign Individuals)		0	0	0.00	0.00		#DIV/0!
b	Bodies Corporate		0	0	0.00	0.00		#DIV/0!
c	Institutions		0	0	0.00	0.00		#DIV/0!
d	Qualified Foreign Investor		0	0	0.00	0.00		#DIV/0!
e	Any Others(Specify)		0	0	0.00	0.00		#DIV/0!
e-i					0.00	0.00		#DIV/0!
e-ii								
	Sub Total(A)(2)	0	0	0	0.00	0.00	0	#DIV/0!
	Total Shareholding of Promoter and	7	4522500	4522500	18.68	18.68	0	0.00
(B)	Public shareholding							
1	Institutions							
	Mutual Funds/ UTI		0	0	0.00	0.00		
	Financial Institutions / Banks		0	0	0.00	0.00		
(c)	Central Government/ State Government(s)		0	0	0.00	0.00		
(d)	Venture Capital Funds		0	0	0.00	0.00		
(e)	Insurance Companies		0	0	0.00	0.00		
(f)	Foreign Institutional Investors		0	0	0.00	0.00		
(g)	Foreign Venture Capital Investors		0	0	0.00	0.00		
(h)	Qualified Foreign Investor		0	0	0.00	0.00		
(i)	Any Other (specify)		0	0	0.00	0.00		
(i-ii)					0.00	0.00		
(i-ii)								
	Sub-Total (B)(1)	0	0	0	0.00	0.00		
B 2	Non-institutions							
(a)	Bodies Corporate	14	10511000	9542250	43.42	39.41		
(b)	Individuals				0.00	0.00		




I	Individuals -i. Individual shareholders holding nominal share capital up to Rs 1 lakh	506	9176250	1913775	37.90	7.90		
II	ii. Individual shareholders holding nominal share capital in excess of Rs. 1 lakh.	0	0	0	0.00	0.00		
(c)	Qualified Foreign Investor				0.00	0.00		
(d)	Any Other (specify)				0.00	0.00		
(d-i)					0.00	0.00		
(d-ii)								
	Sub-Total (B)(2)	520	19687250	11456025	81.32	47.32		
(B)	Total Public Shareholding (B)= (B)(1)+(B)(2)	520	19687250	11456025	81.32	47.32		
	TOTAL (A)+(B)	527	24209750	15978525	100.00	66.00		
(C)	Shares held by Custodians and against which Depository Receipts have been issued							
1	Promoter and Promoter Group					0.00		#DIV/0!
2	Public					0.00		
	Sub-Total (C)	0	0	0		0	0	
	GRAND TOTAL (A)+(B)+(C)	527	24209750	15978525		66.00	0	0.00



(I)(b) Statement showing holding of securities (including shares, warrants, convertible securities) of persons belonging to the category "Promoter and Promoter Group"


Sr.	Name of the shareholder	Details of Shares held		Encumbered shares (*)			Details of warrants		Details of convertible securities		Total shares (including underlying shares assuming full conversion of warrants and convertible securities) as a % of diluted share capital
		Number of shares held	As a % of grand total (A)+(B)+(C)	No.	As a percentage	As a % of grand total (A)+(B)+(C) of sub-clause (I)(a)	Number of warrants held	As a % total number of warrants of the same class	Number of convertible securities held	As a % total number of convertible securities of the same class	
(I)	(II)	(III)	(IV)	(V)	(VI)=(V)/(III)*100	(VII)	(VIII)	(IX)	(X)	(XI)	(XII)
1	Kanak Nahata	647500	2.67		0.00	0.00		#DIV/0!		#DIV/0!	
	S M Nahata	562500	2.32		0.00	0.00		#DIV/0!		#DIV/0!	
3	Sagarmal Nahata	662500	2.74		0.00	0.00		#DIV/0!		#DIV/0!	
4	Siddharth Nahata	662500	2.74		0.00	0.00		#DIV/0!		#DIV/0!	
5	Manisha Nahata	562500	2.32		0.00	0.00		#DIV/0!		#DIV/0!	
6	Punam Nahata	762500	3.15		0.00	0.00		#DIV/0!		#DIV/0!	
7	Anu Nahata	662500	2.74		0.00	0.00		#DIV/0!		#DIV/0!	
8			0.00		#DIV/0!	0.00		#DIV/0!		#DIV/0!	
9			0.00		#DIV/0!	0.00		#DIV/0!		#DIV/0!	
10			0.00		#DIV/0!	0.00		#DIV/0!		#DIV/0!	
11			0.00		#DIV/0!	0.00		#DIV/0!		#DIV/0!	
TOTAL		4522500	18.68	0	0.00	0.00	0	#DIV/0!	0	#DIV/0!	0

(*) The term "encumbrance" has the same meaning as assigned to it in regulation 28(3) of the SAST Regulations, 2011




(I)(c)(i) Statement showing holding of securities (including shares, warrants, convertible securities) of persons belonging to the category "Public" and holding more than 1% of the total number of shares

Sr.No.	Name of the shareholder	Number of shares held	Shares as a percentage of total number of shares {i.e., Grand Total (A)+(B)+(C) indicated in Statement at para (I)(a) above}	Details of warrants		Details of convertible securities		Total shares (including underlying shares assuming full conversion of warrants and convertible securities) as a % of diluted share capital
				Number of warrants held	As a % total number of warrants of the same class	Number of convertible securities held	% w.r.t total number of convertible securities of the same class	
1	Caravan Vyapaar Pvt Ltd.	1250000	5.16		#DIV/0!		#DIV/0!	
2	Synoso Automotive P Ltd	1169750	4.83		#DIV/0!		#DIV/0!	
3	Fortune Vyapaar P Ltd.	1139950	4.71		#DIV/0!		#DIV/0!	
4	Mission Vyapaar P Ltd.	553175	2.28		#DIV/0!		#DIV/0!	
5	Karva Automart Ltd.	1156250	4.78		#DIV/0!		#DIV/0!	
6	Mahavir Fin Pvt Ltd.	499700	2.06		#DIV/0!		#DIV/0!	
7	Swito Finance & Estates	3523425	14.55		#DIV/0!		#DIV/0!	
8	Multiplier Enterprises P Ltd	250000	1.03		#DIV/0!		#DIV/0!	
9	Superdeal Sales Pvt Ltd.	406250	1.68		#DIV/0!		#DIV/0!	
10	Gold Creast Tracom P Ltd	312500	1.29		#DIV/0!		#DIV/0!	
11	Quicker Impex & Credit	250000	1.03		#DIV/0!		#DIV/0!	
12					#DIV/0!		#DIV/0!	
13					#DIV/0!		#DIV/0!	
14					#DIV/0!		#DIV/0!	
TOTAL		10511000	43.42	0	#DIV/0!	0	#DIV/0!	0



(I)(c)(ii) Statement showing holding of securities (including shares, warrants, convertible securities) of persons (together with PAC) belonging to the category "Public" and holding more than 5% of the total number of shares of the company

Sr. No.	Name(s) of the shareholder(s) and the Persons Acting in Concert (PAC) with them	Number of shares	Shares as a percentage of total number of shares {i.e., Grand Total (A)+(B)+(C) indicated in Statement at para (I)(a) above}	Details of warrants		Details of convertible securities		Total shares (including underlying shares assuming full conversion of warrants and convertible securities) as a % of diluted share capital
				Number of warrants	As a % total number of warrants of the same class	Number of convertible securities held	% w.r.t total number of convertible securities of the same class	
1	Swito Finance & Estates P Ltd	3523425	14.55		#DIV/0!		#DIV/0!	
2					#DIV/0!		#DIV/0!	
3					#DIV/0!		#DIV/0!	
4					#DIV/0!		#DIV/0!	
5					#DIV/0!		#DIV/0!	
6					#DIV/0!		#DIV/0!	
7					#DIV/0!		#DIV/0!	
8					#DIV/0!		#DIV/0!	
9					#DIV/0!		#DIV/0!	
10					#DIV/0!		#DIV/0!	
TOTAL		3523425	14.55	0	#DIV/0!	0	#DIV/0!	0



(I)(d) Statement showing details of locked-in shares

Sr. No.	Name of the shareholder	Number of locked-in shares	Locked-in shares as a percentage of total number of shares [i.e., Grand Total (A)+(B)+(C) indicated in Statement at para (I)(a) above]
1	N.A.	0	0.00
2	N.A.	0	0.00
3	N.A.	0	0.00
4	N.A.	0	0.00
5	N.A.	0	0.00
6	N.A.	0	0.00
7	N.A.	0	0.00
8	N.A.	0	0.00
9	N.A.	0	0.00
TOTAL		0	0.00



(II)(b) Statement showing holding of Depository Receipts (DRs), where underlying shares held by "promoter/promoter group" are in excess of 1% of the total number of shares

Sr. No.	Name of the DR Holder	Type of outstanding DR (ADRs, GDRs, SDRs, etc.)	Number of shares underlying outstanding DRs	Shares underlying outstanding DRs as a percentage of total number of shares {i.e., Grand Total (A)+(B)+(C) indicated in Statement at para (I)(a) above}
1	N.A.	0	0	
2	N.A.	0	0	
3	N.A.	0	0	
4	N.A.	0	0	
5	N.A.	0	0	
6	N.A.	0	0	
7	N.A.	0	0	
8	N.A.	0	0	
9	N.A.	0	0	
TOTAL			0	

