

Statement Showing Shareholding Pattern								
Name of the Company :		Sharp Investments Ltd.						
Scrip Code :		10029293	Quarter Ended :			31/12/2012		
Category code	Category of Shareholder	Number of Shareholders	Total number of shares	Number of shares held in dematerialized form	Total shareholding as a percentage of total		Shares Pledged or otherwise encumbered	
					As a percentage of (A+B) ¹	As a percentage of (A+B+C)	Number of shares	As a percentage
(A)	Shareholding of Promoter and Promoter Group²							
1	Indian							
(a)	Individuals/ Hindu Undivided Family	4	2535000	2535000	10.47	10.47		0.00
(b)	Central Government/ State Government(s)	0	0		0.00	0.00		#DIV/0!
(c)	Bodies Corporate	0	0	0	0.00	0.00		#DIV/0!
(d)	Financial Institutions/ Banks	0	0		0.00	0.00		#DIV/0!
(e)	Any Others(Specify)	0	0		0.00	0.00		#DIV/0!
(e-i)					0.00	0.00		#DIV/0!
(e-ii)					0.00	0.00		#DIV/0!
	Sub Total(A)(1)	4	2535000	2535000	10.47	10.47	0	0.00
2	Foreign							
a	Individuals (Non-Residents Individuals/ Foreign Individuals)		0		0.00	0.00		#DIV/0!
b	Bodies Corporate		0		0.00	0.00		#DIV/0!
c	Institutions		0		0.00	0.00		#DIV/0!
d	Any Others(Specify)		0		0.00	0.00		#DIV/0!
d-i			0		0.00	0.00		#DIV/0!
d-ii					0.00	0.00		#DIV/0!
	Sub Total(A)(2)	0	0	0	0.00	0.00	0	#DIV/0!
	Total Shareholding of Promoter and Promoter Group (A)= (A)(1)+(A)(2)	4	2535000	2535000	10.47	10.47	0	0.00
(B)	Public shareholding							
1	Institutions							
(a)	Mutual Funds/ UTI		0		0.00	0.00	NA	NA
(b)	Financial Institutions/ Banks		0		0.00	0.00	NA	NA
(c)	Central Government/ State Government(s)		0		0.00	0.00	NA	NA
(d)	Venture Capital Funds		0		0.00	0.00	NA	NA
(e)	Insurance Companies		0		0.00	0.00	NA	NA
(f)	Foreign Institutional Investors		0		0.00	0.00	NA	NA
(g)	Foreign Venture Capital Investors		0		0.00	0.00	NA	NA
(h)	Any Other (specify)		0		0.00	0.00	NA	NA
(h-i)					0.00	0.00	NA	NA
(h-ii)					0.00	0.00	NA	NA




	Sub-Total (B)(1)	0	0	0	0.00	0.00	NA	NA
B 2	Non-institutions							
(a)	Bodies Corporate	17	13931500	12962750	57.54	53.54	NA	NA
(b)	Individuals						NA	NA
I	Individuals -i. Individual shareholders holding nominal share capital up to Rs 1 lakh	193	998325	197600	4.12	0.82	NA	NA
II	ii. Individual shareholders holding nominal share capital in excess of Rs. 1 lakh.	298	6744925	283175	27.86	1.17	NA	NA
(c)	Any Other (specify)						NA	NA
(c-i)					0.00	0.00	NA	NA
(c-ii)					0.00	0.00	NA	NA
	Sub-Total (B)(2)	508	21674750	13443525	89.53	55.53	NA	NA
(B)	Total Public Shareholding (B)= (B)(1)+(B)(2)	508	21674750	13443525	89.53	55.53	NA	NA
	TOTAL (A)+(B)	512	24209750	15978525	100.00	66.00	0	0.00
(C)	Shares held by Custodians and against which Depository Receipts have been issued					0.00	NA	NA
	GRAND TOTAL (A)+(B)+(C)	512	24209750	15978525		66.00	0	0.00



(b) Statement showing Shareholding of persons belonging to the category
"Promoter and Promoter Group"

Sr. No.	Name of the shareholder	Total shares held		Shares pledged or otherwise encumbered		
		Number of shares	As a % of grand total (A)+(B)+(C)	Number	As a percentage	As a % of grand total (A)+(B)+(C) of sub-clause (I)(a)
1	SAGAR MAL NAHATA	662500	2.74		0.00	0.00
2	KANAK NAHATA	647500	2.67		0.00	0.00
3	SIDDHARTH NAHATA	662500	2.74		0.00	0.00
4	S. M. NAHATA (HUF)	562500	2.32		0.00	0.00
5					#DIV/0!	0.00
6					#DIV/0!	0.00
7					#DIV/0!	0.00
8					#DIV/0!	0.00
9			0.00		#DIV/0!	0.00
10			0.00		#DIV/0!	0.00
11			0.00		#DIV/0!	0.00
TOTAL		2535000	10.47	0	0.00	0.00




**(D)(c) Statement showing Shareholding of persons belonging to the category
"Public" and holding more than 1% of the total number of shares**

Sr. No.	Name of the shareholder	Number of shares	Shares as a percentage of total number of shares {i.e., Grand Total (A)+(B)+(C) indicated in Statement at para (I)(a) above}
1	CASTLE COMMODITIES PVT LTD	1310000	5.41
2	JAHANGIRABAD FINANCE CO PVT LTD	1100000	4.54
3	KARVA AUTOMART PVT LTD	1156250	4.78
4	MAHAVIR FINANCE LTD.	1262200	5.21
5	MANI MARKETING & HOLDING PVT LTD.	717500	2.96
6	MULTIPLIER ENTERPRISES PVT LTD	740000	3.06
7	SWITO FINANCE & ESTATES LTD.	1023425	4.23
8	SYNOSY AUTOMOTIVE PVT LTD.	1169750	4.83
10	CARAVAN VYAPAAR PVT LTD.	1210000	5.00
11	FORTUNE VYAPAAR PVT LTD.	1139950	4.71
12	GOLD CREST TRACOM PVT LTD.	312500	1.29
13	MISSION VYAPAAR PVT LTD.	1100675	4.55
14	QUICKER IMPEX & CREDIT P LTD	250000	1.03
15	RGF CAPITAL MARKETS LTD	825000	3.41
16	SUPERDEAL SALES PVT LTD	406250	1.68
	TOTAL	13723500	




(I)(d) Statement showing details of locked-in shares

Sr. No.	Name of the shareholder	Number of locked-in shares	Locked-in shares as a percentage of total number of shares {i.e., Grand Total (A)+(B)+(C) indicated in Statement at para (I)(a) above}
1	Nil	0	0.00
2	Nil	0	0.00
3	Nil	0	0.00
4	Nil	0	0.00
5	Nil	0	0.00
6	Nil	0	0.00
7	Nil	0	0.00
8	Nil	0	0.00
9	Nil	0	0.00
		0	
		0	
TOTAL		0	0.00



(H)(b) Statement showing Holding of Depository Receipts (DRs), where underlying shares are in excess of 1% of the total number of shares

Sr. No.	Name of the DR Holder	Type of outstanding DR (ADRs, GDRs, SDRs, etc.)	Number of shares underlying outstanding DRs	Shares underlying outstanding DRs as a percentage of total number of shares {i.e., Grand Total (A)+(B)+(C) indicated in Statement at para (I)(a) above}
1	Nil	0	0	0.00
2	Nil	0	0	0.00
3	Nil	0	0	0.00
4	Nil	0	0	0.00
5	Nil	0	0	0.00
6	Nil	0	0	0.00
7	Nil	0	0	0.00
8	Nil	0	0	0.00
9	Nil	0	0	0.00
				0.00
TOTAL			0	0.00



(H)(a) Statement showing details of Depository Receipts (DRs)

Sr. No.	Type of outstanding DR (ADRs, GDRs, SDRs, etc.)	Number of outstanding DRs	Number of shares underlying outstanding DRs	Shares underlying outstanding DRs as a percentage of total number of shares {i.e., Grand Total (A)+(B)+(C) indicated in Statement at para (I)(a) above}
1	Nil	0	0	0.00
2	Nil	0	0	0.00
3	Nil	0	0	0.00
4	Nil	0	0	0.00
5	Nil	0	0	0.00
6	Nil	0	0	0.00
7	Nil	0	0	0.00
8	Nil	0	0	0.00
9	Nil	0	0	0.00
TOTAL		0	0	0.00

