


STATEMENT SHOWING SHARE HOLDING PATTERN							
NAME OF THE COMPANY				SHARP INVESTMENTS LIMITED			
SCRIP CODE	10029293		FOR THE QUARTER ENDED		31.03.2014		
PARTLY PAID UP SHARES	NO OF PARTLY PAID UP SHARES	AS A % OF TOTAL NO PARTLY PAID UP SHARES		AS A % OF TOTAL NO OF SHARES OF THE COMPANY			
HELD BY THE PROMOTER & PROMOTER GROUP	NIL	NIL		NIL			
HELD BY PUBLIC	NIL	NIL		NIL			
TOTAL	NIL	NIL		NIL			
OUTSTANDING CONVERTIBLE SECURITIES	NO OF OUTSTANDING SECURITIES	AS A % OF TOTAL NO OUTSTANDING CONVERTIBLE SECURITIES		AS A % OF TOTAL NO OF SHARES OF THE COMPANY ASSUMING FULL CONVERSION OF CONVERTIBLE SECURITIES			
HELD BY THE PROMOTER & PROMOTER GROUP	NIL	NIL		NIL			
HELD BY PUBLIC	NIL	NIL		NIL			
TOTAL	NIL	NIL		NIL			
WARRANTS	NO OF WARRANTS	AS A % OF TOTAL NO WARRANTS		AS A % OF TOTAL NO OF SHARES OF THE COMPANY ASSUMING FULL CONVERSION OF WARRANTS			
HELD BY THE PROMOTER & PROMOTER GROUP	NIL	NIL		NIL			
HELD BY PUBLIC	NIL	NIL		NIL			
TOTAL	NIL	NIL		NIL			
TOTAL PAID UP CAPITAL OF THE COMPANY ASSUMING FULL CONVERSION OF WARRANTS AND CONVERTIBLE SECURITIES							

Sharp Investments Ltd.




Managing Director

CLAUSE 35
STATEMENT SHOWING SHAREHOLDING PATTERN

Name of the Company		SHARP INVESTMENTS LTD.	
Scrip Code	Name of the Scrip , Class of Security	Quarter Ended	
10029293	EQUITY	31.03.2014	

Category Code	Category of Shareholder	No of Shareholders	Total No Of Shares	Number of Shares held in dematerialized form	Total shareholding as a percentage of total number of shares		Shares Pledged or otherwise encumbered	
					As a percentage of (A+B)	As a percentage of (A+B+C)	Number of shares	As a percentage
(I)	(II)	(III)	(IV)	(V)	(VI)	(VII)	(VIII)	(IX)
A	SHAREHOLDING OF PROMOTER AND PROMOTER GROUP2	0	0					
1	INDIAN							
a	INDIVIDUALS/ HINDU UNDIVIDED FAMILY	4	4959500	4959500	20.49	20.49	0	0
b	CENTRAL GOVERNMENT/ STATE GOVERNMENT(S)	0	0	0	0	0	0	0
c	BODIES CORPORATE	6	6204113	6204113	25.62	25.62	0	0
d	FINANCIAL INSTITUTIONS/ BANKS	0	0	0	0	0	0	0
e	ANY OTHER (SPECIFY)	0	0	0	0	0	0	0
	SUB-TOTAL (A)(1)	10	11163613	11163613	46.11	46.11	0	0
2	FOREIGN						0	0
a	INDIVIDUALS (NON-RESIDENT INDIVIDUALS/ FOREIGN INDIVIDUALS)	0	0	0	0	0	0	0
b	BODIES CORPORATE	0	0	0	0	0	0	0
c	INSTITUTIONS	0	0	0	0	0	0	0
d	ANY OTHER (SPECIFY)	0	0	0	0	0	0	0
	SUB-TOTAL (A)(2)	0	0	0	0	0	0	0
	TOTAL SHAREHOLDING OF PROMOTER AND PROMOTER GROUP (A)= (A)(1)+(A)(2)	10	11163613	11163613	46.11	46.11	0	0

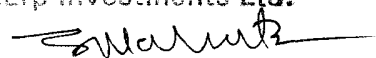
Sharp Investments Ltd.



Managing Director

B	PUBLIC SHAREHOLDING						NA	NA
1	INSTITUTIONS						NA	NA
a	MUTUAL FUNDS/ UTI	0	0	0	0	0	0	0
b	FINANCIAL INSTITUTIONS/ BANKS	0	0	0	0	0	0	0
c	CENTRAL GOVERNMENT/ STATE GOVERNMENT(S)	0	0	0	0	0	0	0
d	VENTURE CAPITAL FUNDS	0	0	0	0	0	0	0
e	INSURANCE COMPANIES	0	0	0	0	0	0	0
f	FOREIGN INSTITUTIONAL INVESTORS	0	0	0	0	0	0	0
g	FOREIGN VENTURE CAPITAL INVESTORS	0	0	0	0	0	0	0
h	ANY OTHER (SPECIFY	0	0	0	0	0	0	0
	SUB-TOTAL (B)(1)	0	0	0	0	0	0	0
2	NON-INSTITUTIONS						NA	NA
a	BODIES CORPORATE	20	12578734	12578734	51.97	51.97	NA	NA
b	I. INDIVIDUAL SHAREHOLDERS HOLDING NOMINAL SHARE CAPITAL UP TO RS. 1 LAKH.	470	200228	200228	0.82	0.82	NA	NA
	II. INDIVIDUAL SHAREHOLDERS HOLDING NOMINAL SHARE CAPITAL IN EXCESS OF RS. 1 LAKH.	12	267175	267175	1.10	1.10	0	0
c	ANY OTHER (HUF)	0	0	0	0	0	0	0
	SUB-TOTAL (B)(2)	502	13046137	13046137	53.89	53.89	NA	NA
	TOTAL PUBLIC SHAREHOLDING (B)= (B)(1)+(B)(2)	502	13046137	13046137	53.89	53.89	NA	NA
	TOTAL (A)+(B)	512	24209750	24209750	100.00	100.00	NA	NA
C	SHARES HELD BY CUSTODIANS AND AGAINST WHICH DEPOSITORY RECEIPTS HAVE BEEN ISSUED	0	0	0	0	0	NA	NA
	GRAND TOTAL (A)+(B)+(C)	512	24209750	24209750	100.00	100.00	NA	NA

Sharp Investments Ltd.



Managing Director

**STATEMENT SHOWING SHAREHOLDING OF PERSONS BELONGING TO THE CATEGORY
"PROMOTER AND PROMOTER GROUP"**

(I)(b)

SR. NO.	NAME OF THE SHAREHOLDER	TOTAL SHARES HELD		SHARES PLEDGED OR OTHERWISE ENCUMBERED		
		NUMBER	AS A % OF GRAND TOTAL (A)+(B)+(C)	NUMBER	AS A PERCENTAGE	AS A % OF GRAND TOTAL (A)+(B)+(C) OF SUB-CLAUSE (I)(A)
1.	SAGAR MAL NAHATA	1277500	5.28	0	0	0
2.	KANAK NAHATA	1250000	5.16	0	0	0
3.	SIDDHARTH NAHATA	1227500	5.07	0	0	0
4.	S.M. NAHATA (HUF)	1204500	4.98	0	0	0
5.	RGF CAPITAL MARKETS LTD.	825000	3.40	0	0	0
6.	FORTUNE VYAPAAR PVT LTD.	730000	3.02	0	0	0
7.	MISSION VYAPAAR PVT LTD.	1010500	4.17	0	0	0
8.	CARAVAN VYAPAAR PVT LTD.	1121800	4.63	0	0	0
9.	BUDDLEIA TRADERS PVT LTD.	1413486	5.84	0	0	0
10.	SYNOSY AUTOMOTIVE PVT LTD.	1103327	4.56	0	0	0
	Total	11163613	46.11	0	0	0

**STATEMENT SHOWING SHAREHOLDING OF PERSONS BELONGING TO THE CATEGORY
"PUBLIC" AND HOLDING MORE THAN 1% OF THE TOTAL NUMBER OF SHARES**

(I)(c)

SR. NO	NAME OF THE SHAREHOLDER	NUMBER	AS A % OF GRAND TOTAL
1.	MAHAVIR FINANCE PVT LTD.	430400	1.78
2.	SWITO FINANCE & ESTATES PVT LTD.	2118300	8.75
3.	JAHANGIRABAD FINANCE CO. PVT LTD.	2142500	8.85
4.	CASTLE COMMODITIES PVT LTD.	2057819	8.50
5.	MULTIPLIER ENTERPRISES PVT LTD.	2023320	8.36
6.	MANI MARKETING & HOLDING PVT LTD.	2106250	8.70
7.	KARVA AUTOMART LTD.	1700000	7.02
	TOTAL	12578589	51.96

Sharp Investments Ltd.



Managing Director

STATEMENT SHOWING DETAILS OF LOCKED-IN SHARES

(I) (d)

SR. NO.	NAME OF THE SHAREHOLDER	NUMBER OF LOCKED-IN SHARES	LOCKED-IN SHARES AS A PERCENTAGE OF TOTAL NUMBER OF SHARES (I.E., GRAND TOTAL (A)+(B)+(C) INDICATED IN STATEMENT AT PARA (I)(A) ABOVE)
0	0	0	0

STATEMENT SHOWING DETAILS OF DEPOSITORY RECEIPTS (DRS)

(II) (a)

SR. NO.	TYPE OF OUTSTANDING DR (ADRS, GDRS, SDRS, ETC.)	NUMBER OF OUTSTANDING DRS	NUMBER OF SHARES UNDERLYING OUTSTANDING DRS	SHARES UNDERLYING OUTSTANDING DRS AS A PERCENTAGE OF TOTAL NUMBER OF SHARES (I.E., GRAND TOTAL (A)+(B)+(C) INDICATED IN STATEMENT AT PARA (I)(A) ABOVE)
0	0	0	0	0

STATEMENT SHOWING HOLDING OF DEPOSITORY RECEIPTS (DRS), WHERE UNDERLYING SHARES ARE IN EXCESS OF 1% OF THE TOTAL NUMBER OF SHARES

(II) (b)

SR. NO.	NAME OF THE DR HOLDER	TYPE OF OUTSTANDING DR (ADRS, GDRS, SDRS, ETC.)	NUMBER OF SHARES UNDERLYING OUTSTANDING DRS	SHARES UNDERLYING OUTSTANDING DRS AS A PERCENTAGE OF TOTAL NUMBER OF SHARES (I.E., GRAND TOTAL (A)+(B)+(C) INDICATED IN STATEMENT AT PARA (I)(A) ABOVE)
0	0	0	0	0

Sharp Investments Ltd.



Managing Director


(III)(a)

STATEMENT SHOWING THE VOTING PATTERN OF SHAREHOLDERS, IF MORE THAN ONE CLASS OF SHARES/SECURITIES IS ISSUED BY THE ISSUER.

(GIVE DESCRIPTION OF VOTING RIGHTS FOR EACH CLASS OF SECURITY)


CATEGORY	CATEGORY OF SHAREHOLDER	NUMBER OF VOTING RIGHTS HELD IN EACH CLASS OF SECURITIES			TOTAL VOTING RIGHTS (III+IV+V)	TOTAL VOTING RIGHTS I.E. (VI)	
		CLASS X	CLASS Y	CLASS Z		AS A PERCENTAGE OF (A+B)	AS A PERCENTAGE OF (A+B+C)
(I)	(II)	(III)	(IV)	(V)	(VI)	(VII)	(VIII)
A	PROMOTER AND PROMOTER GROUP						
1	INDIAN						
a	INDIVIDUALS/ HINDU UNDIVIDED FAMILY						
b	CENTRAL GOVERNMENT/ STATE GOVERNMENT(S)						
c	BODIES CORPORATE						
d	FINANCIAL INSTITUTIONS/ BANKS						
e	ANY OTHER (SPECIFY)						
	SUB-TOTAL (A)(1)						
2	FOREIGN						
a	INDIVIDUALS (NON- RESIDENT INDIVIDUALS/ FOREIGN INDIVIDUALS)						
b	BODIES CORPORATE						
c	INSTITUTIONS						
d	ANY OTHER (SPECIFY)						
	SUB-TOTAL (A)(2)						
	TOTAL SHAREHOLDING OF PROMOTER AND PROMOTER GROUP (A)= (A)(1)+(A)(2)						

Sharp Investments Ltd.


Managing Director

B	PUBLIC SHAREHOLDING						
1	INSTITUTIONS						
a	MUTUAL FUNDS/ UTI						
b	FINANCIAL INSTITUTIONS/ BANKS						
c	CENTRAL GOVERNMENT/ STATE GOVERNMENT(S)						
d	VENTURE CAPITAL FUNDS						
e	INSURANCE COMPANIES						
f	FOREIGN INSTITUTIONAL INVESTORS						
g	FOREIGN VENTURE CAPITAL INVESTORS						
h	ANY OTHER (SPECIFY)						
	SUB-TOTAL (B)(1)						
2	NON- INSTITUTIONS						
a	BODIES CORPORATE						
b	INDIVIDUALS - I. INDIVIDUAL SHAREHOLDERS HOLDING NOMINAL SHARE CAPITAL UP TO RS. 1 LAKH. II. INDIVIDUAL SHAREHOLDERS HOLDING NOMINAL SHARE CAPITAL IN EXCESS OF RS. 1 LAKH.						
c	ANY OTHER (SPECIFY)						
	SUB-TOTAL (B)(2)						
	TOTAL PUBLIC SHAREHOLDING (B) = (B)(1)+(B)(2)						
	TOTAL (A)+(B)						
C	SHARES HELD BY CUSTODIANS AND AGAINST WHICH DEPOSITORY RECEIPTS HAVE BEEN ISSUED						

Investments Ltd.



Managing Director