


SHARP INVESTMENTS LTD.

2, CLIVE GHAT STREET, SAGAR ESTATE (2ND FLOOR), ROOM NO.16, KOLKATA – 700001

SHAREHOLDING PATTERN PURSUANT TO CLAUSE NO. 35

DISTRIBUTION OF SHAREHOLDING AS ON QUARTER ENDING 30/06/2010			
	Category	No. of shares held	Percentage of Shareholding
A	Promoter's Holding		
1	Promoters		
	- Indian Promoters	39,78,750	16.43%
	- Foreign Promoters	--	--
2	Persons acting in Concert #	--	--
	Sub-Total	39,78,750	16.43%
B	Non-Promoter's Holding		
3	Institutional Investors	--	--
a.	Mutual Funds and UTI	--	--
b.	Banks, Financial Institutions, Insurance Companies (Central / State Govt. Institutions/ Non-Government Institutions)	--	--
c.	FII's	--	--
	Sub-Total	Nil	Nil
4	Others		
a.	Private Corporate Bodies	1,13,44,000	46.86%
b.	Indian Public	88,87,000	36.71%
c.	NRIs/OCBs	--	--
d.	Any other (please specify)	--	--
	Sub-Total	2,02,31,000	83.57%
	GRAND TOTAL	2,42,09,750	100%

Sharp Investments Ltd


Director.

SHARP INVESTMENTS LTD.2, CLIVE GHAT STREET, SAGAR ESTATE (2ND FLOOR), ROOM NO.16, KOLKATA – 700001**SHAREHOLDING PATTERN PURSUANT TO CLAUSE NO. 35****DISTRIBUTION OF SHAREHOLDING AS ON QUARTER ENDING 30/09/2010**

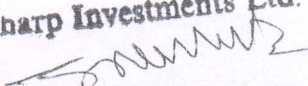
	Category	No. of shares held	Percentage of Shareholding
A	Promoter's Holding		
1	Promoters		
	- Indian Promoters	39,60,000	16.36%
	- Foreign Promoters	--	--
2	Persons acting in Concert #	--	--
	Sub-Total	39,60,000	16.36%
B	Non-Promoter's Holding		
3	Institutional Investors	--	--
a.	Mutual Funds and UTI	--	--
b.	Banks, Financial Institutions, Insurance Companies (Central / State Govt. Institutions/ Non-Government Institutions)	--	--
c.	FII's	--	--
	Sub-Total	Nil	Nil
4	Others		
a.	Private Corporate Bodies	1,13,44,000	46.86%
b.	Indian Public	89,05,750	36.78%
c.	NRI's/OCBs	--	--
d.	Any other (please specify)	--	--
	Sub-Total	2,02,49,750	83.57%
	GRAND TOTAL	2,42,09,750	100%

Sharp Investments Ltd

Director

SHARP INVESTMENTS LTD.2, CLIVE GHAT STREET, SAGAR ESTATE (2ND FLOOR), ROOM NO.16, KOLKATA – 700001**SHAREHOLDING PATTERN PURSUANT TO CLAUSE NO. 35****DISTRIBUTION OF SHAREHOLDING AS ON QUARTER ENDING 31/12/2010**


	Category	No. of shares held	Percentage of Shareholding
A	Promoter's Holding		
1	Promoters		
	- Indian Promoters	39,60,000	16.36%
	- Foreign Promoters	--	--
2	Persons acting in Concert #	--	--
	Sub-Total	39,60,000	16.36%
B	Non-Promoter's Holding		
3	Institutional Investors	--	--
a.	Mutual Funds and UTI	--	--
b.	Banks, Financial Institutions, Insurance Companies (Central / State Govt. Institutions/ Non-Government Institutions)	--	--
c.	FII's	--	--
	Sub-Total	Nil	Nil
4	Others		
a.	Private Corporate Bodies	1,13,44,000	46.86%
b.	Indian Public	89,05,750	36.78%
c.	NRIs/OCBs	--	--
d.	Any other (please specify)	--	--
	Sub-Total	2,02,49,750	83.57%
	GRAND TOTAL	2,42,09,750	100%

Sharp Investments Ltd.

Director.

SHARP INVESTMENTS LTD.2, CLIVE GHAT STREET, SAGAR ESTATE (2ND FLOOR), ROOM NO.16, KOLKATA – 700001**SHAREHOLDING PATTERN PURSUANT TO CLAUSE NO. 35**

DISTRIBUTION OF SHAREHOLDING AS ON QUARTER ENDING 31/03/2011			
	Category	No. of shares held	Percentage of Shareholding
A	Promoter's Holding		
1	Promoters		
	- Indian Promoters	39,60,000	16.36%
	- Foreign Promoters	--	--
2	Persons acting in Concert #	--	--
	Sub-Total	39,60,000	16.36%
B	Non-Promoter's Holding		
3	Institutional Investors	--	--
a.	Mutual Funds and UTI	--	--
b.	Banks, Financial Institutions, Insurance Companies (Central / State Govt. Institutions/ Non-Government Institutions)	--	--
c.	FII's	--	--
	Sub-Total	Nil	Nil
4	Others		
a.	Private Corporate Bodies	1,13,44,000	46.86%
b.	Indian Public	89,05,750	36.78%
c.	NRIs/OCBs	--	--
d.	Any other (please specify)	--	--
	Sub-Total	2,02,49,750	83.57%
	GRAND TOTAL	2,42,09,750	100%

Sharp Investments Ltd.


Director